

LANGUAGE DEFICITS IN BOYS WITH ADHD

Magdalena Skotnicka

Neurorehabilitation Center, Warsaw, Poland

Key words: inattention, inhibitory control, impulsivity, hyperactivity

SUMMARY

ADHD (Attention deficit hyperactivity disorder) is a common neurodevelopmental disorder. Children with ADHD have many cognitive and behavioral problems, associated with poor inhibition mechanisms, impulsivity, ineffective attention processes, and poor motor control. The aim of this study was to assess language deficits in a group of 60 boys with ADHD, compared to 30 healthy controls. The results suggest mild or moderate language problems, consisting in failed word choice and selection, lack of inhibition of inadequate memories, and increased susceptibility to interference, related to ADHD.

INTRODUCTION

Attention deficit hyperactivity disorder (ADHD) is a common neurodevelopmental disorder. An estimated 3-5% of American pupils, 8% of Puerto Rican children, and 6% of Polish children have symptoms of this disorder (APA, 1994; Canino et al., 2004; Kashala et al., 2005).

ADHD is characterized by three main group of symptoms – inattention, hyperactivity, and impulsivity, which are developmentally inappropriate. (Inoue et al., 1996; Barkley, 1997).

Tannock (2005) called attention to the language manifestation of this syndrome. Sustained attention disturbances cause inappropriate verbal responses, frequent changes of topic, problems with listening, and noncompliance with non verbal conversation rules. Also characteristic for the speech of ADHD children are overly quick responses and difficulties in dealing with pauses.

The etiology of this disorder remains unclear, but there is evidence for a significant genetic factor (Faraone et al., 2000; Slaats-Willems et al., 2003; Knutsi & Stevenson, 2001).

Children with symptoms of ADHD present a diverse group of behavioral problems, lower school achievement, frequent mood disorders, and lower re-

sults on quality of life questionnaires (Rodriguez et al., 2007; McGough et al., 2005; Varni & Burnswile, 2006). The co-occurrence of hyperkinetic disorders and reading disability is often observed, ranging from 15% to 45% (Biederman et al., 1991; Semrud-Clickeman et al., 1992). The lack of inhibitory mechanisms is a key symptom in the ADHD model created by Barkley (1997), with a negative impact on working memory, self-regulation of affect-motivation-arousal, internalization of speech, and reconstitution processes.

Many researches have described language disturbances among ADHD children. Difficulties in sentence imitation, word articulation, speaking ratio, and overall speech and language efficiency have been mentioned. Barkley et al. (1998) specified several symptoms, such as delayed onset of language, speech impairment, poor discourse organization, impaired verbal problem solving, coexistence of central auditory processing disorder, poor rule-governed behavior, and delayed speech internalization. A disproportion has been observed between pragmatic behavior during conversation and pragmatic knowledge (Kim & Kaiser, 2000), as well as problems with organized forms of discourse, including especially incoherence and chaos in spoken and written forms (Munir et al., 1987; Kołakowski et al., 2007). The syntactic problems displayed by ADHD children have been described by other authors (Oram et al., 1999). More impulsive children have a tendency to build simpler syntactic constructions and use inappropriate words. Some researchers have described difficulties in differential diagnosis between ADHD and another neurodevelopmental disorders, such as CAPD (Central Auditory Processing Disorders) (Borkowska, 2000; Riccio et al., 1994).

Other studies, which were concentrated on the inhibition processes underlying hyperkinetic disorder, found some relationships between ADHD and the phonological difficulties characteristic of children with reading disorders (Purvis & Tannock, 2000; Hynd et al., 1995).

The relationship between ADHD and various language impairments is under discussion. Various authors have described comorbidity of language disorders and symptoms of hyperkinetic disorders (Tentnowski, 2004; Ricci, 1993; Borkowska, 2000). Some authors underline working memory problems as the origin of language deficits among ADHD patients (Wolańczyk, Kołakowski, Skotnicka, 1999; Oram et al., 1998).

The purpose of my research was to study neuropsychological deficits among boys suffering from ADHD; the present paper will be concentrated on their language deficits.

MATERIAL AND METHODS

Sixty previously untreated boys with newly diagnosed ADHD (clinical group) and 30 healthy controls, all aged between 8 and 16 years of age, were enrolled. All of them were native Polish speakers. None had an IQ below 79 points (WISC-R).

In the clinical group, the diagnosis of ADHD was confirmed with a structured parental interview (ICD 10 and DSM IV criteria) and teacher reports. Boys with a history of traumatic brain injury, structural brain malformation, central nervous system illness, symptoms of Asperger or Tourette syndrome, PTSD, psychosis, severe language delay (ICD 10 F 80 criteria), deafness, blindness, or severe somatic disorders were excluded..

The clinical group was divided in two subgroups: ADHD combined type (called ADHD-C) - 46 boys, ADHD inattentive type (called ADHD-I) – 13 boys. Only one person had hyperactive type ADHD.

Coexisting oppositional defiant disorder (ODD) was diagnosed in 19 boys with ADHD-C, but only in 2 from the ADHD-I group (Fig. 1).

The control group consisted of 30 healthy boys, with no symptoms of ADHD according to ICD 10 and DSM IV criteria.

All these boys were tested individually in one session. (lasting 1.3-2 hours). We used several methods, making up an experimental test battery:

1. Full scale WISC-R: Arithmetic, Comprehension, Similarities, Vocabulary, Digit Recall, Picture Completion, Picture Arrangement, Digit Symbols, Block Design, Labyrinths (Wechsler 1974; Matczak, Piotrowska & Ciarkowka 1997);
2. An experimental memory test - a short story from the Łucki Battery for the Diagnosis of Brain Damaged Patients (Łucki 1995);
3. The writing sentence from the Łucki Battery for the Diagnosis of Brain Damaged Patients (Łucki 1995);
4. An experimental Polish version of Stroop test (prepared by Szymańska, Stroop – Victoria Modification, Regard, 1981 by Strauss, Shermann & Spreen 2006);
5. A modified version of the Verbal Fluency Test (semantic category: animals, combined semantic and phonological category: objects beginning with K").
6. Narration (the "Cowboy" story from the Picture Arrangement subtest of the WAIS-R).

The test results were evaluated on quantitatively and qualitatively. The scores for all WISC-R subtests (Vocabulary, Similarities, Comprehension, Arithmetic) were estimated with the traditional shift, and the total number of errors and omissions was assessed. The performance time for each set and the number of errors was estimated for the Stroop Test. On the Fluency test, we assessed the number of correct nouns in the first 30 seconds, the total

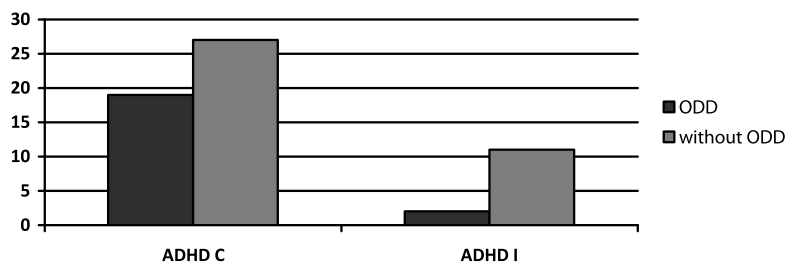


Fig. 1. Coexistence of ADHD and ODD symptoms in the various subgroups

number of correct nouns in 60 seconds, the number of errors, and the number of repetitions. The parameters used to calculate the score for short story recall included the number of correct responses, and the number and types of errors (omission, substitution, perseveration, contamination, translocation, confabulation). The presence or absence of discourse planning, the identification of the hero, the number of sentences, and grammatical errors were described in discourse analysis ("Cowboy Story").

RESULTS

Substantial differences between the control and ADHD groups, as a whole, were confirmed for global IQ ($t = 3.8$; $p = 0.000$), verbal IQ ($t = 5.2$; $p = 0.000$) and nonverbal IQ ($t = 3.3$; $p = 0.000$; Fig. 2).

This was also true for the number of errors in the Stroop test (Fig. 3). The ADHD group performed significantly worse across all three crucial sets:

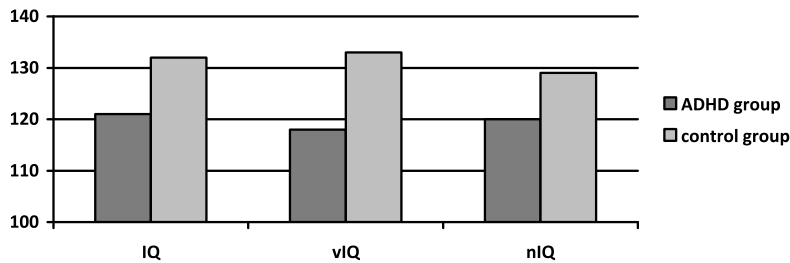


Fig. 2. WISC R results in ADHD boys

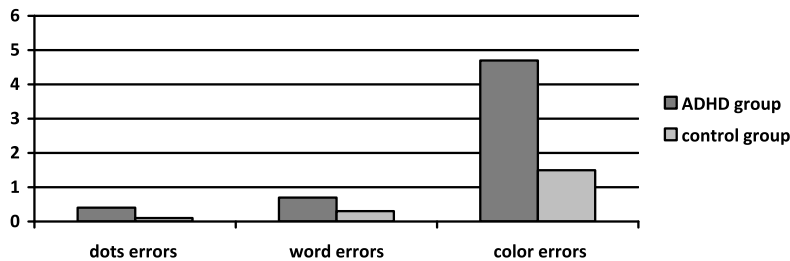


Fig. 3. Error analysis in the Stroop subtests

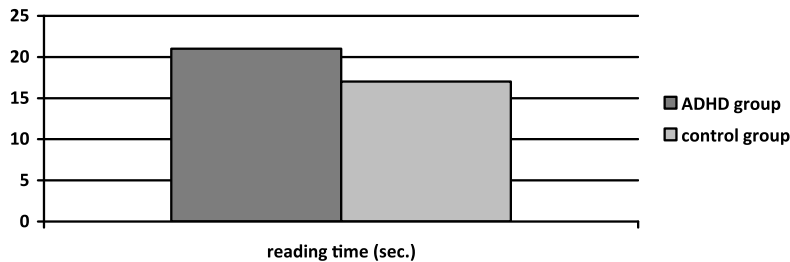


Fig. 4. Reading subtest of the Stroop Test – time differences

- naming the color of dots ($t = 2.2$; $p = 0.027$);
- naming the color of simple words ($t = 2.3$; $p = 0.024$);
- naming the color of color-words ($t = 4.9$; $p = 0.000$).

There were no statistically significant differences for the number of errors between the control and ADHD group in the reading item set, but the performance time differed significantly: the hyperactive boys were slower than the controls ($t = 2.0$; $p = 0.040$; Fig. 4).

The ADHD group had poorer results in the verbal fluency tests, especially on semantic category ($t = 1.0$; $p = 0.030$) and in the first 30 seconds ($t = 3.5$; $p = 0.000$; Fig. 5).

They also gave more wrong answers in the Similarities and Comprehension subtests of the WISC -R ($t = 3.3$; $p = 0.001$; $t = 3.3$; $p = 0.001$) and fewer two-point answers in Vocabulary and Comprehension ($t = 2.3$; $p = 0.020$; $t = 2.2$; $p = 0.030$) than controls.

The ADHD group also performed worse on the Digits Span, both forward and backward ($t = 3.0$; $p = 0.003$; $t = 3.7$; $p = 0.003$), but there were no statistically significant differences between groups in the story recall item and narration (Fig. 6).

Statistical analyses of both the two ADHD subgroups and the controls indicated significant age differences among them. The ADHD-I group turned out to be older than controls and ADHD-C group ($t = 2.3$; $p = 0.020$; $t = 2.1$; $p = 0.036$), therefore it was excluded from further analyses (Fig. 7).

The results can be summarized as follows:

- The ADHD-C group performed worse than controls across all the verbal subtests of WISC-R: Similarities ($t = 2.5$; $p = 0.016$), Arithmetic ($t = 2.5$;

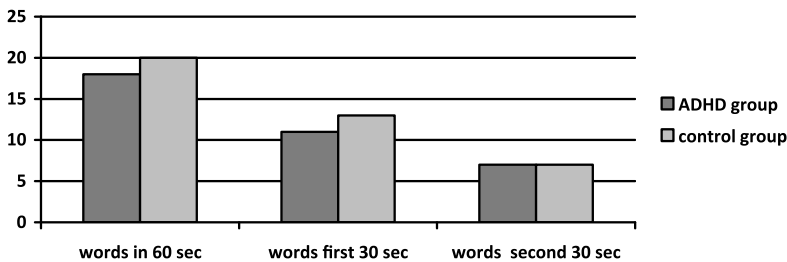


Fig. 5. Semantic category, verbal fluency test: differences between groups

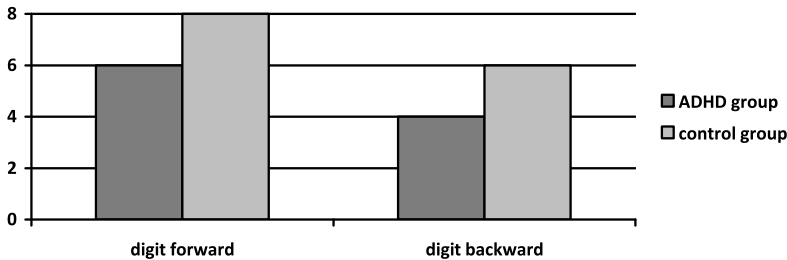


Fig. 6. Digit Span differences

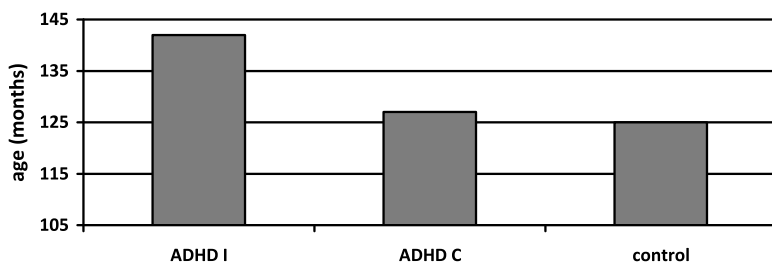


Fig. 7. Differences in age between the ADHD subgroups and the control group

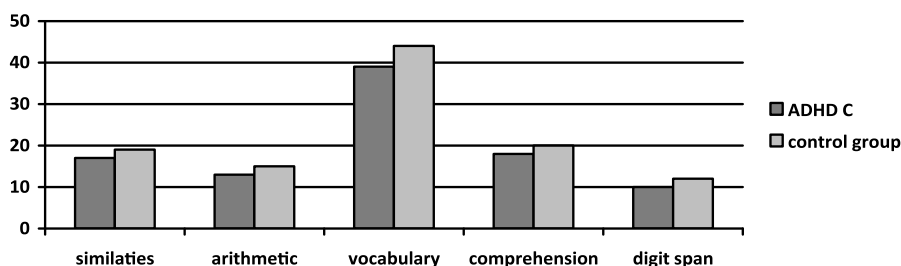


Fig. 8. Raw score differences on the WISC-R verbal subtests among groups

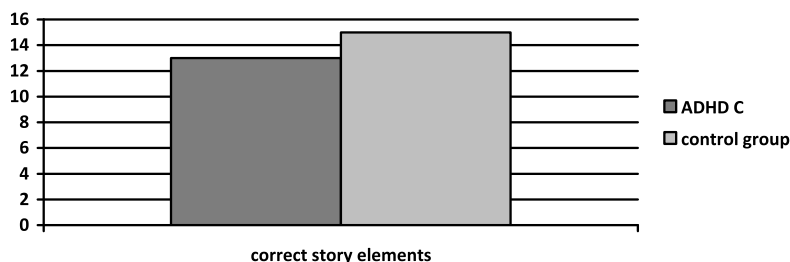


Fig. 9. Correct story recall elements, group differences

$p = 0.010$); Vocabulary ($t = 2.2$; $p = 0.030$), Comprehension ($t = 2.5$; $p = 0.014$), Digit Span forward and backward ($t = 2.5$; $p = 0.010$; $t = 3.4$; $p = 0.001$; Fig. 8).

- The ADHD-C group gave more wrong answers in Similarities ($t = 3.2$; $p = 0.001$) and Comprehension ($t = 2.5$; $p = 0.014$).
- The ADHD-C group gave fewer two-point answers in both the Vocabulary and Comprehension subtests ($t = 2.9$; $p = 0.050$; $t = 2.5$; $p = 0.014$).
- The ADHD-C group obtained worse results on short-story recall ($t = 2.02$, $p=0.04$) and made more omission errors ($t = 2.2$; $p = 0.020$; Fig. 9).

DISCUSSION

This study confirmed the presence of various language disturbances in ADHD children. The ADHD boys can be less communicative, have more difficulties in finding appropriate words and planning their utterances. They

answered more quickly, often impulsively, and made more errors than their healthy colleagues. These difficulties may be one of the reasons for their social problems. Conversation failure can be due to inappropriate compensatory strategies (Bruce, Thernlund & Netterbladt, 2005; Westby & Cutler, 1994).

Language deficits are correlated with poor inhibitory processes. The boys with ADHD-C in our sample did worse overall on the neuropsychological test-battery than did controls (ADHD-I boys achieved results almost like those of the control group). These findings confirm Barkley's model of how the inhibitory process affects the development of an appropriate internalization of speech, self-regulation and reconstitution of reality, and social rules (Barkley, 1997). Boys with clinical inhibitory deficits have more problems in many of their cognitive processes, and achieve lower results on intelligence scales (Crosbie & Schachar 2001). An interesting complement to Barkley's concept was proposed by Herba and colleagues (2006), who described three domains of inhibitory processes: motor, language and cognitive (interference control). Deficits due to problems with appropriate self-control of behavior are typical for ADHD and oppositional defiant behavior.

Additional results confirmed the hypothesis of an attention, but not inhibitory etiology for ADHD cognitive deficits (Martinussen & Tannock, 2006). Even though the ADHD-I group was the oldest, boys with inattention symptoms (ADHD-I) performed all verbal tests comparable to controls. Although in this study the ADHD boys as a group did not significantly differ from the controls in the narrative task, there were some boys with severe discourse disturbances. One presented a telegraphic style: "Cowboy. Cowboy. Storekeeper. Cowboy.", "A man come. A man give him. A man take some money." These narrative difficulties among the ADHD group confirm earlier findings about discourse deficits in ADHD (Munir et al., 1987; Kaiser & Kim, 2000).

Some authors underline the important role of language impairment on therapy, and suggest the necessity to perform a language competence evaluation before therapy is undertaken (Cohen et al. 2000).

Another line for future research could be similarities between ADHD language disturbances and deficits in persons with right hemisphere damage. (Łojek, Skotnicka & Bryan, 1999; Kołakowski et al., 2007).

CONCLUSIONS

The assessment and recognition of verbal dysfunctions due to ADHD, including both pragmatic and narrative aspects of language processing, should be an important aim for future studies: first of all, to establish the underlying mechanisms of ADHD disorders (inhibitory or attention deficits); secondly, to create an appropriate algorithm of treatment for children manifesting both language deficits and hyperactivity.

Contemporary therapeutic methods, based on normal verbal abilities of clients, may be less effective for persons with verbal deficits. This suggests the

necessity of verbal skill training or rehabilitation in some persons with ADHD, to improve not only the efficacy of the treatment, but the quality of life as well.

REFERENCES

- American Psychiatric Association (1994). *Diagnostic and Statistical Manual of Mental Disorders* (4th ed.). Washington, DC: Author.
- Barbro, B.B., Gunilla, T.G. & Nettelblad, U. (2006). ADHD and language impairment. A study of the parent questionnaire FTF (Five to Fifteen). *European Child and Adolescent Psychiatry*, 15(1), 52-60.
- Barkley, R. A. (1998). *Attention – Deficit Hyperactivity Disorder*. New York, London: The Guilford Press.
- Barkley, R.A. (1997). Behavioral inhibition, sustained attention, and executive functions: constructing a unifying theory of ADHD. *Psychological Bulletin*, 121(1), 65-94.
- Biederman, J., Newcorn, J. & Sprich, S. (1991). Comorbidity of attention deficit hyperactivity disorder with conduct, depressive, anxiety, and other disorders. *American Journal of Psychiatry*, 148(5), 564-77.
- Borkowska, A.R. (2000). Problemy diagnozy różnicowej między nadpobudliwością psychoruchową a zaburzeniami przetwarzania słuchowego. In: A. Borkowska & M.E. Szepletowska (eds.), *Diagnoza neuropsychologiczna. Metodologia i metodyka* (pp. 365-382). Lublin: Wydawnictwo UMCS.
- Canino, G., Shrout, P.E., Rubio-Stipec, M., Bird, H.R., Bravo, M., Ramirez, R., Chavez, L., Alegria, M., Bauermeister, J.J., Hohmann, A., Ribera, J., Garcia, P. & Martinez-Taboas, A. (2004). The DSM-IV rates of child and adolescent disorders in Puerto Rico: prevalence, correlates, service use, and the effects of impairment. *Archives of General Psychiatry*, 61(1), 85-93.
- Cohen, N.J., Vallance, D.D., Barwick, M., Im, N., Menna, R., Horodezky, N.B. & Isaacson, L. (2000). The interface between ADHD and language impairment: an examination of language, achievement, and cognitive processing. *Journal of Child Psychology and Psychiatry*, 41(3), 353-62.
- Crosbie, J. & Schachar, R. (2001). Deficient inhibition as a marker for familial ADHD. *American Journal of Psychiatry*, 158(11), 1884-1890.
- Faraone, S.V. (2000). Genetics of childhood disorders: XX. ADHD, Part 4: is ADHD genetically heterogeneous? *Journal of the American Academy of Child and Adolescent Psychiatry*, 39(11), 1455-1457.
- Herba, C. M., Tranah, T., Rubia, K., Yule, W. (2006). Conduct problems in adolescence: three domains of inhibition and effect of gender. *Developmental Neuropsychology*, 30 (2), 659- 695.
- Hynd, G.W., Hall, J., Novey, E.S., Eliopoulos, D., Black, K., Gonzalez, J.J., Edmonds, J.E., Riccio, C. & Cohen, M. (1995). Dyslexia and corpus callosum morphology. *Archives of Neurology*, 52(1), 32-38.
- Inoue, K., Nadaoka, T., Oiji, A., Morioka, Y., Totsuka, S., Kanbayashi, Y. & Hukui, T. (1996). Clinical evaluation of Attention - Deficit Hyperactivity Disorder by objective quantitative measures. *Child Psychiatry and Human Development*, 28(3), 179-188.
- Kashala, E., Tylleskar, T., Elgen, I., Kayembe, K.T. & Sommerfelt, K. (2005). Attention deficit and hyperactivity disorder among school children in Kinshasa, Democratic Republic of Congo. *African Health Sciences*, 5(3), 172-181.
- Kim, O.H. & Kaiser, A.P (2000). Language characteristics of children with ADHD. *Communication Disorders Quarterly*, 21(3), 154-165.
- Kořakowski, A., Wolańczyk, T., Pisula, A., Skotnicka, M. & Bryńska, A. (2007). ADHD zespół nadpobudliwości psychoruchowej. Gdańsk: GWP.
- Kuntsi, J. & Stevenson, J. (2001). Psychological mechanisms in hyperactivity: II. The role of genetic factors. *Journal of Child Psychology and Psychiatry*, 42(2), 211-219.
- Łojek, E., Skotnicka, M. & Bryan, K.L. (1999). Set of neuropsychological tests for the assessment of language disorders after damage to the right cerebral hemisphere: preliminary results. *Neurologia i Neurochirurgia Polska*, 34(1), 71-81.
- Łucki, W. (1995). *Zestaw Prób do Badania Procesów Poznawczych u Pacjentów z Uszkodzeniami Mózgu*. Warszawa: Pracownia Testów Psychologicznych PTP.

- Martinussen, R. & Tannock, R. (2006). Working memory impairments in children with Attention-Deficit Hyperactivity Disorder with and without comorbid language learning disorders. *Journal of Clinical and Experimental Neuropsychology*, 28(7), 1073-1094.
- Matczak, A., Piotrowska, A. & Ciarkowska, W. (1997). Skala Inteligencji Wechslera Dla Dzieci Wersja Zmodyfikowana WISC-R. Warszawa: Pracownia Testów Psychologicznych PTP.
- McGough, J.J., Smalley, S.L., McCracken, J.T., Yang, M., Del'Homme, M., Lynn, D.E. & Loo, S. (2005). Psychiatric comorbidity in adult attention deficit hyperactivity disorder: findings from multiplex families. *American Journal of Psychiatry*, 162(9), 1621-1627.
- Munir, K., Biederman, J. & Knee, D. (1987). Psychiatric comorbidity in patients with attention deficit disorder: a controlled study. *Journal of the American Academy of Child and Adolescent Psychiatry*, 26(6), 844-848.
- Oram, J., Fine, J., Okamoto, C. & Tannock, R. (1999). Assessing the language of children with attention deficit hyperactivity disorder. *American Journal of Speech-Language Pathology*, 8, 72-80.
- Purvis, K.L. & Tannock, R. (2000). Phonological processing, not inhibitory control, differentiates ADHD and reading disability. *Journal of the American Academy of Child and Adolescent Psychiatry*, 39(4), 485-494.
- Riccio, C.A., Hynd, G.W., Cohen, M.J., Hall, J. & Molt, L. (1994). Comorbidity of central auditory processing disorder and attention-deficit hyperactivity disorder. *Journal of the American Academy of Child and Adolescent Psychiatry*, 33(6), 849-857.
- Rodriguez, A., Ginsberg, Y., Fernholm, A. & Eninger, L. (2007). ADHD in adulthood: review and assessment in Sweden. *Läkartidningen*, 104(18), 1398-1400.
- Semrud-Clikeman, M., Biederman, J., Sprich-Buckminster, S., Lehman, B.K., Faraone, S.V. & Norman, D. (1992). Comorbidity between ADHD and learning disability: a review and report in a clinically referred sample. *Journal of the American Academy of Child and Adolescent Psychiatry*, 31(3), 439-448.
- Slaats-Willemse, D., Swaab-Barneveld, H., de Sonneville, L., van der Meulen, E. & Buitelaar, J. (2003). Deficient response inhibition as a cognitive endophenotype of ADHD. *Journal of the American Academy of Child and Adolescent Psychiatry*, 42(10), 1242-1248.
- Strauss, E., Sherman, E.M.S. & Spreen, O. (2006). *A compendium of neuropsychological tests: administration, norms, and commentary*. London: Oxford University Press.
- Strupczewska, B. (1990). *Test Figury Złożonej Reya-Osterrietha*. Warszawa: Centralny Ośrodek Metodyczny Poradnictwa Wychowawczo Zawodowego.
- Tannock, R. (2005). Language and mental health disorders: the case of ADHD convergence. *Interdisciplinary communications* (pp. 45-53). Oslo: Centre for Advanced Study.
- Tetnowski, J.A. (2004). Attention deficit hyperactivity disorder and concomitant communicative disorders. *Seminars in Speech and Language*, 25(3), 215-223.
- Varni, J.W. & Burwinkle, T.M. (2006). The PedsQL as a patient-reported outcome in children and adolescents with Attention-Deficit/Hyperactivity Disorder: a population-based study. *Health and Quality of Life Outcomes*, 21, 4-26.
- Westby, C.E. & Cutler, S. (1994). Language and ADHD: understanding the bases and treatment of self-regulatory behaviors. *Topics in Language Disorders*, 14(4), 58-76.
- Wolańczyk, T., Kołakowski, A. & Skotnicka, M. (1999). *Nadpobudliwość psychoruchowa u dzieci. Książka dla rodziców, nauczycieli i lekarzy*. Lublin: BiFolium.
- World Health Organization (1992). *The ICD-10 classification of mental and behavioural disorders: Diagnostic criteria for research*. Geneva: Authors.

Address for correspondence:
Dr. Magdalena Skotnicka
Centrum of Neurorehabilitation
ul. Ogrodowa 52/54/87; 00-876 Warsaw, Poland
e-mail: centrumneuro@gmail.com

Received: 7 September 2008
Accepted: 28 December 2008